


Set BG03/BG04 Computer to Run Mode from Idle


1. Power on the computer. The AMADAS Welcome Screen displays:




2. Press the System button, indicated by the arrow below.



3. When the System screen displays, press the down arrow, as indicated by the arrow below. Keep pressing until the View OCS Status is highlighted.



4. Press Enter, indicated by the arrow below.



5. Press Enter again.
6. Press the Down arrow until "Run" is highlighted.
7. Press Enter again. The Welcome screen should display again.

NOTES!

With the most recent version of the BG03/04 program, the system menu is no longer accessible once the "Run" mode has been selected.

If the system is not part of a functioning bagger, the inputs I1 and C on the card closest to the BG03/04 computer need 24V inputs to prevent the E-STOP warning.